



FOR TRUST IN COMPLIANT LOCKING SOLUTIONS

**Standards Compliant
Specification**

**For access control
operated doors**

touchstar
access | time | CCTV 

Compliant solutions

What is a compliant solution?

A compliant solution is one that meets the needs as laid out in the various building regulations. The most important elements here are related to fire compartmentalisation within a building and the ability to escape through mechanical means in case of emergency, and not just a fire emergency; could also be pollution, terror threat, etc.

Those standards directly linked to life safety are: EN179 Emergency Escape for when the building occupants are aware of the building environment, and EN1125 Panic Escape for environments used by the general public.

These standards state that even if a door is electronically controlled for access there must be a compliant mechanical means of escape in case of emergency.

The most cost effective solution is not necessarily a compliant solution.

Unlike magnets, Abloy electric locks provide a compliant solution, satisfying the needs of both fire doors and emergency/panic situations where a mechanical means of escape is the essence. Exit doors should not be reliant on a fire alarm or some other 'power' trigger allowing egress.

Electric locks vs Electro-magnets

	ELECTRIC LOCK	MAGNET
Compliant with all relevant EU and UK standards	✓	✗
Integrates with access control	✓	✓
Requires power only when being operated	✓	✗
High security solution	✓	✗
Provides for mechanical security and escape	✓	✗

Select your package

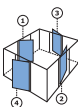
1. Determine whether the door must offer emergency exit (EN179) or panic escape (EN1125) function.
2. Standard or narrow stile type.
3. Select the package that offers the locking function you require.

EN179 – Emergency Exit						EN1125 – Panic Escape					
Standard Door			Narrow stile door			Standard Door			Narrow stile door		
Package	Lock	Page	Package	Lock	Page	Package	Lock	Page	Package	Lock	Page
1ME	EL566 MP	6				1MP	EL566 MP	8			
			3E	EL460	11				3P	EL460	13
			3ME	EL466 MP	12				3MP	EL466 MP	14
5E	EL520	17				5P	EL520	19			
5ME	MP520	18				5MP	MP520	20			
			6E	EL420	21				6P	EL420	23
			6ME	MP420	22				6MP	MP420	24
			7E	EL402 <small>STANDARD</small>	25	9P	EL580	30			
8E	EL502 F/UN	28				11P	PE590	34	10P	EL480	32
9E	EL580	29							12P	EL490	36
			10E	EL480	31				13P	EL418	39
11E	EL590	33							13MP	MP418	40
			12E	EL490	35	14P	EL518	43			
			13E	EL418	37	14MP	MP518	44			
			13ME	MP418	38						
14E	EL518	41									
14ME	MP518	42									

Non-Escape Packages					
2	EL561 RBS	9			
2M	EL567 MP-RBS	10			
			4	EL461 RBS	15
			4M	EL467 MP-RBS	16

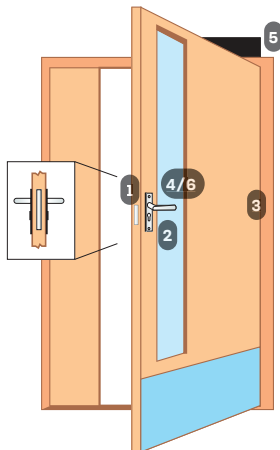
KEY

- MP Multipoint
- F/UN Fail Unlocked
- RBS Read in, read out



The correct handing of a door can be selected using this diagram. Standing inside the box looking out, choose your door hand from 1 to 4, determined by the hinge side and if the door opens inwards or outwards.

Package 1E



Standard door

Read in, free egress – complies with EN179

1. EL560 solenoid lock
2. CY326 single cylinder – DIN Europrofile
3. EA280 concealed door loop
4. 60-0319-SSS handle set
5. DC240 door closer (optional)
6. 3-19/042 PZ+BL-SSS alternative

Wood or metal door applications with handle operation, inside handle always operates and the outside handle is controlled and activated on signal from access control system. Key override at all times from outside.

Technical Specification:

Operating voltage: 12 V_{DC} to 24 V_{DC} stabilised (+15%–10%).

Current draw: 12 V_{DC} 350 mA max 24 V_{DC} 250 mA max.

Backsets available: Standard 65 mm, 55 mm, 60 mm, 80 mm, 100 mm.

Monitoring: RQE on inside handle, bolt position, door position, cylinder operation.

Standards:

EN179 when used with correct furniture

EN1634-1

EN61000-6-1

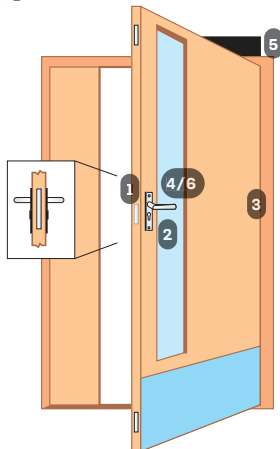
EN1303 (cylinder)

EN14846





Package 1ME Multipoint



Standard door

Multipoint - Read in, free egress - complies with EN179

1. EL566 multipoint solenoid lock
2. CY326 single cylinder - DIN Europrofile
3. EA280 concealed door loop
4. 60-0319-SSS handle set
5. DC240 door closer (optional)
6. 3-19/042 PZ+BL-SSS (alternative)

Wood or metal door applications with handle operation, inside handle always operates and the outside handle is controlled and activated on signal from access control system. Key override at all times from outside.

Technical Specification:

Operating voltage: 12 V_{DC} to 24 V_{DC} stabilised (+15%-10%).

Current draw: 12 V_{DC} 350 mA max 24 V_{DC} 250 mA max.

Backsets available: Standard 65 mm, 55 mm, 60 mm.

Monitoring: RQE on inside handle, bolt position, door position, cylinder operation.

Standards:

EN179 when used with correct furniture

EN1634-1

EN61000-6-1

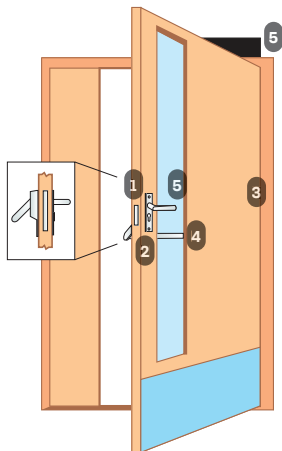
EN1303 (cylinder)

EN14846





Package 1P Escape (EN1125)



Standard door

Read in, free egress – complies with EN1125

1. EL560 solenoid lock
2. CY326 single cylinder – DIN Europrofile
3. EA280 concealed door loop
4. PBE011–EL560 ABLOY panic bar with 1/2 handle set
5. DC240 door closer (optional)

Wood or metal door applications with handle operation, inside panic bar always operates and the outside handle is controlled and activated on signal from access control system. Key override at all times from outside.

Technical Specification:

Operating voltage: 12 V DC to 24 V DC stabilised (+15%–10%).

Current draw: 12 V DC 350 mA max 24 V DC 250 mA max.

Backsets available: Standard 65 mm, 55 mm, 60 mm, 80 mm, 100 mm.

Monitoring: RQE on panic bar, bolt position, door position, cylinder operation.

Standards:

EN1125 when used with correct furniture

EN1634-1

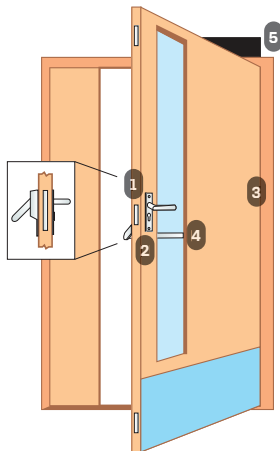
EN61000-6-1

EN1303 (cylinder)

EN14846



Package 1MP Escape (EN1125)



Standard door

Multipoint - Read in, free egress - complies with EN1125

1. EL566 solenoid lock
2. CY326 single cylinder - DIN Europrofile
3. EA280 concealed door loop
4. PBE011-EL560 ABLOY panic bar with 1/2 handle set
5. DC240 door closer (optional)

Wood or metal door applications with handle operation, inside panic bar always operates and the outside handle is controlled and activated on signal from access control system. Key override at all times from outside.

Technical Specification:

Operating voltage: 12 V_{DC} to 24 V_{DC} stabilised (+15%-10%).

Current draw: 12 V_{DC} 350 mA max 24 V_{DC} 250 mA max.

Backsets available: Standard 65 mm, 55 mm, 60 mm.

Monitoring: RQE on panic bar, bolt position, door position, cylinder operation.

Standards:

EN1125 when used with correct furniture

EN1634-1

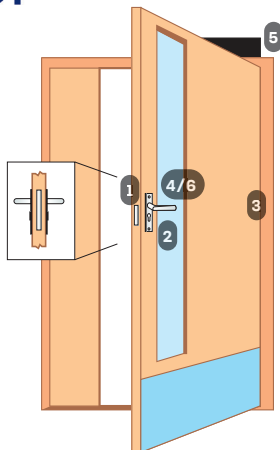
EN61000-6-1

EN1303 (cylinder)

EN14846



Package 2



Standard door Read in, read out

1. EL561 solenoid lock
2. CY327 double cylinder – DIN Europrofile
3. EA280 concealed door loop
4. 60-0319-SSS handle set
5. DC240 door closer (optional)
6. 3-19/042 PZ+PZ-SSS (alternative)

Wood or metal door applications with handle operation, both handles controlled and activated on signal from access control system. Key override at all times from both sides.

Technical Specification:

Operating voltage: 12 V_{DC} to 24 V_{DC} stabilised (+15%–10%).

Current draw: 12 V_{DC} 350 mA max 24 V_{DC} 250 mA max.

Backsets available: Standard 65 mm, 55 mm, 60 mm.

Monitoring: RQE on inside handle, bolt position, door position, cylinder operation.

Standards:

EN1634-1

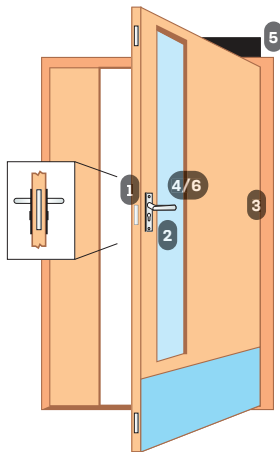
EN61000-6-1

EN1303 (cylinder)

EN14846



Package 2M Multipoint



Standard door Multipoint – Read in, read out

1. EL567 solenoid lock
2. CY327 double cylinder – DIN Europrofile
3. EA280 concealed door loop
4. 60-0319-SSS handle set
5. DC240 door closer (optional)
6. 3-19/042 PZ+PZ-SSS (alternative)

Wood or metal door applications with handle operation, both handles controlled and activated on signal from access control system. Key override at all times from both sides.

Technical Specification:

Operating voltage: 12 V DC to 24 V DC stabilised (+15%-10%).

Current draw: 12 V DC 350 mA max 24 V DC 250 mA max.

Backsets available: Standard 65 mm, 55 mm, 60 mm.

Monitoring: RQE on inside handle, bolt position, door position, cylinder operation.

Standards:

EN1634-1

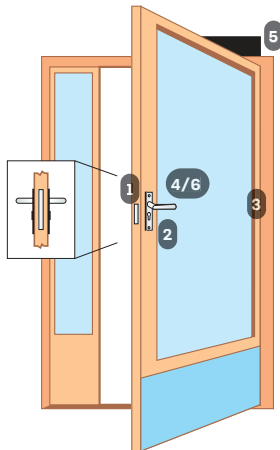
EN61000-6-1

EN1303 (cylinder)

EN14846



Package 3E



Narrow stile door

Read in, free egress – complies with EN179

1. EL460 solenoid lock
2. CY326 single cylinder - DIN Europrofile
3. DL8 door loop
4. 60-0819-SSS handle set to suite the EL460
5. DC240 door closer (optional)
6. 3192750/PZ+BL (alternative)

Narrow stile door applications with handle operation, inside handle always operates and the outside handle is controlled and activated on signal from access control system. Key override at all times from outside.

Technical Specification:

Operating voltage: 12 V DC to 24 V DC stabilised (+15%–10%).

Current draw: 12 V DC 350 mA max 24 V DC 250 mA max.

Baskets available: 30 mm, 35 mm, 40 mm, 45 mm.

Monitoring: RQE on inside handle, bolt position, door position, cylinder operation.

Standards:

EN179 when used with correct furniture

EN1634-1

EN61000-6-1

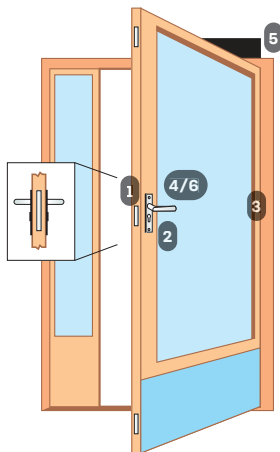
EN1303 (cylinder)

EN14846





Package 3ME Multipoint



Narrow stile door

Multipoint - Read in, free egress - complies with EN179

1. EL466 solenoid lock
2. CY326 single cylinder - DIN Europrofile
3. DL8 door loop
4. 60-0819-SSS handle set to suite the EL460
5. DC240 door closer (optional)
6. 3192750/PZ+BL (alternative)

Narrow stile door applications with handle operation, inside handle always operates and the outside handle is controlled and activated on signal from access control system. Key override at all times from outside.

Technical Specification:

Operating voltage: 12 V DC to 24 V DC stabilised (+15%-10%).

Current draw: 12 V DC 350 mA max 24 V DC 250 mA max.

Backsets available: 30 mm, 35 mm, 40 mm, 45 mm.

Monitoring: RQE on inside handle, bolt position, door position, cylinder operation.

Standards:

EN179 when used with correct furniture

EN1634-1

EN61000-6-1

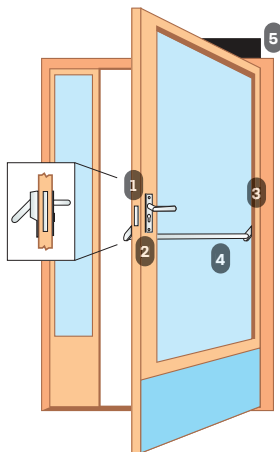
EN1303 (cylinder)

EN14846





Package 3P Escape (EN1125)



Narrow stile door

Read in, free egress – complies with EN1125

1. EL460 solenoid lock
2. CY326 single cylinder – DIN Europrofile
3. DL8 door loop
4. PBE011–EL460 ABLOY panic bar with 1/2 handle set
5. DC240 door closer (optional)

Narrow stile door applications with handle operation, inside panic bar always operates and the outside handle is controlled and activated on signal from access control system. Key override at all times from outside.

Technical Specification:

Operating voltage: 12V DC to 24V DC stabilised (+15%–10%).

Current draw: 12V DC 350 mA max 24V DC 250 mA max.

Backsets available: 30 mm, 35 mm, 40 mm, 45 mm.

Monitoring: RQE on panic bar, bolt position, door position, cylinder operation.

Standards:

EN1125 when used with correct furniture

EN1634-1

EN61000-6-1

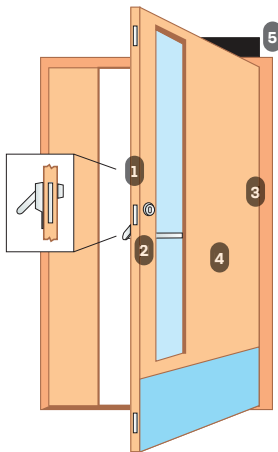
EN1303 (cylinder)

EN14846





Package 3MP Escape (EN1125)



Narrow stile door

Multipoint - Read in, free egress - complies with EN1125

1. EL466 solenoid lock
2. CY326 single cylinder - DIN Europrofile
3. DL8 door loop
4. PBE011-EL460 ABLOY panic bar with 1/2 handle set
5. DC240 door closer (optional)

Narrow stile door applications with handle operation, inside panic bar always operates and the outside handle is controlled and activated on signal from access control system. Key override at all times from outside.

Technical Specification:

Operating voltage: 12 V_{DC} to 24 V_{DC} stabilised (+15%-10%).

Current draw: 12 V_{DC} 350 mA max 24 V_{DC} 250 mA max.

Backsets available: 30 mm, 35 mm, 40 mm, 45 mm.

Monitoring: RQE on panic bar, bolt position, door position, cylinder operation.

Standards:

EN1125 when used with correct furniture

EN1634-1

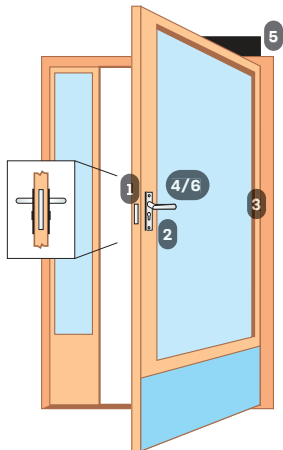
EN61000-6-1

EN1303 (cylinder)

EN14846



Package 4



Narrow stile door Read in, read out

1. EL461 solenoid lock
2. CY327 double cylinder – DIN Europrofile
3. DL8 door loop
4. 60-0819-SSS handle set 3192750/PZ+PZ
5. DC240 door closer (optional)
6. 3192750/PZ+PZ (alternative)

Narrow stile door applications with handle operation, both handles controlled and activated on signal from access control system. Key override at all times from both sides.

Technical Specification:

Operating voltage: 12V DC to 24V DC stabilised (+15%–10%).

Current draw: 12V DC 350 mA max 24V DC 250 mA max.

Backsets available: 30 mm, 35 mm, 40 mm, 45 mm.

Monitoring: RQE on inside handle, bolt position, door position, cylinder operation.

Standards:

EN1634-1

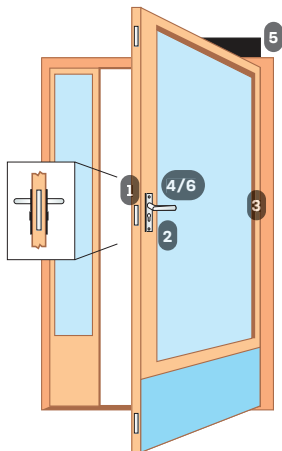
EN61000-6-1

EN1303 (cylinder)

EN14846



Package 4M Multipoint



Narrow stile door Multipoint – Read in, read out

1. EL467 solenoid lock
2. CY327 double cylinder – DIN Europrofile
3. DL8 door loop
4. 60-0819-SSS handle set to suite the EL461 & EL467
5. DC240 door closer (optional)
6. 3192750/PZ+PZ (alternative)

Narrow stile door applications with handle operation, both handles controlled and activated on signal from access control system. Key override at all times from both sides.

Technical Specification:

Operating voltage: 12 V DC to 24 V DC stabilised (+15%–10%).

Current draw: 12 V DC 350 mA max 24 V DC 250 mA max.

Backsets available: 30 mm, 35 mm, 40 mm, 45 mm.

Monitoring: RQE on inside handle, bolt position, door position, cylinder operation.

Standards:

EN1634-1

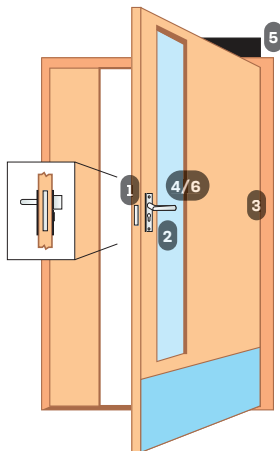
EN61000-6-1

EN1303 (cylinder)

EN14846



Package 5E High Security



Standard door

Read in, free egress (motor lock) – complies with EN179

1. EL520 motor lock
2. CY326 single cylinder – DIN Europrofile
3. EA280 concealed door loop
4. 60-0119-SSS lever handle set
5. DC240 door closer (optional)
6. 319242/115PZ+BL (alternative)

High security wood or metal door applications with motor operated deadbolt and latch bolt, inside handle always operates. Key override at all times from outside.

Technical Specification:

Operating voltage: 12 V AC to 18 V AC, 12 V DC to 24 V DC (+15%-10%).

Current draw: 12 V DC 80 mA idle, norm 450 mA 24 V DC 40 mA idle, norm 220 mA.

Backsets available: Standard 65 mm, 55 mm, 60 mm.

Monitoring: RQE on inside handle, bolt position, door position, cylinder operation.

Standards:

EN179 when used with correct furniture

EN1634-1

EN61000-6-1

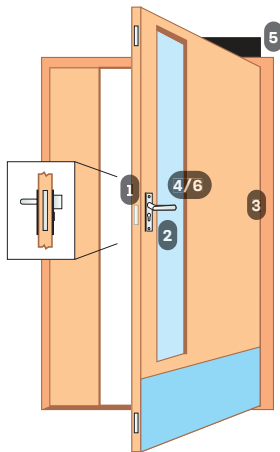
EN1303 (cylinder)

EN14846





Package 5ME Multipoint - High Security



Standard door Read in, free egress (motor lock) – complies with EN179

1. MP520 motor lock
2. CY326 single cylinder – DIN Europrofile
3. EA280 concealed door loop
4. 60-0119-SSS lever handle set
5. DC240 door closer (optional)
6. 319242/115PZ+BL (alternative)

High security wood or metal door applications with motor operated deadbolt, hook bolts and latch bolt, inside handle always operates. Key override at all times from outside.

Technical Specification:

Operating voltage: 12V AC to 18V AC, 12V DC to 24V DC (+15%-10%).

Current draw: 12V DC 80 mA idle, norm 450 mA 24V DC 40 mA idle, norm 220 mA.

Backsets available: Standard 65 mm, 55 mm, 60 mm.

Monitoring: RQE on inside handle, bolt position, door position, cylinder operation.

Standards:

EN179 when used with correct furniture

EN14846

EN1634-1

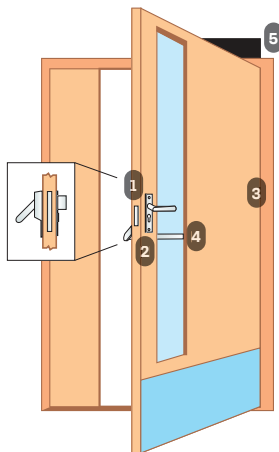
EN61000-6-1

EN1303 (cylinder)





Package 5P Escape - High Security



Standard door Read in, free egress (motor lock) – complies with EN1125

1. EL520 motor lock
2. CY326 single cylinder – DIN Europrofile
3. EA280 concealed door loop
4. PBE011-EL520 ABLOY panic bar with cylinder escutcheon
5. DC240 door closer (optional)

High security wood or metal door applications with motor operated deadbolt and latch bolt, inside panic bar always operates. Key override at all times from outside.

Technical Specification:

Operating voltage: 12 V AC to 18 V AC, 12 V DC to 24 V DC (+15%–10%).

Current draw: 12 V DC 80 mA idle, norm 450 mA, max 1430 mA

24 V DC 40 mA idle, norm 220 mA, max 600 mA.

Backsets available: Standard 65 mm, 55 mm, 60 mm.

Monitoring: RQE on panic bar, bolt position, door position, cylinder operation.

Standards:

EN1125 when used with correct furniture

EN1634-1

EN61000-6-1

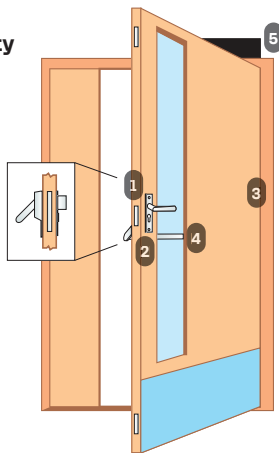

EN1303 (cylinder)

EN14846





Package 5MP Multipoint - Escape - High Security



Standard door Read in, free egress (motor lock) – complies with EN1125

1. MP520 motor lock
2. CY326 single cylinder – DIN Europrofile
3. EA280 concealed door loop
4. PBE011–EL520 ABLOY panic bar with cylinder escutcheon
5. DC240 door closer (optional)

High security wood or metal door applications with motor operated deadbolt, hook bolts and latch bolt, inside panic bar always operates. Key override at all times from outside.

Technical Specification:

Operating voltage: 12 V AC to 18 V AC, 12 V DC to 24 V DC (+15%–10%).

Current draw: 12 V DC 80 mA idle, norm 450 mA, max 1430 mA

24 V DC 40 mA idle, norm 220 mA, max 600 mA.

Backsets available: Standard 65 mm, 55 mm, 60 mm.

Monitoring: RQE on panic bar, bolt position, door position, cylinder operation.

Standards:

EN1125 when used with correct furniture

EN1634-1

EN61000-6-1

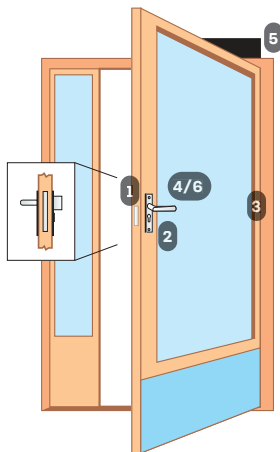
EN1303 (cylinder)

EN14846





Package 6E High Security



Narrow stile door

Read in, free egress (motor lock) – complies with EN179

1. EL420 motor lock
2. CY326 single cylinder – DIN Europrofile
3. DL8 door loop
4. 60-0719-SSS handle and pullpad
5. DC240 door closer (optional)
6. 3192750/115PZ+BL (alternative)

High security narrow stile door applications with motor operated deadbolt and latch bolt, inside handle always operates. Key override at all times from outside.

Technical Specification:

Operating voltage: 12V AC to 18V AC, 12V DC to 24V DC (+15%-10%).

Current draw: 12V DC 80 mA idle, norm 450 mA, max 1300 mA

24V DC 40 mA idle, norm 220 mA, max 600 mA.

Backsets available: 30 mm, 35 mm, 40 mm, 45 mm.

Monitoring: RQE on inside handle, bolt position, door position, cylinder operation.

Standards:

EN179 when used with correct furniture

EN1634-1

EN61000-6-1

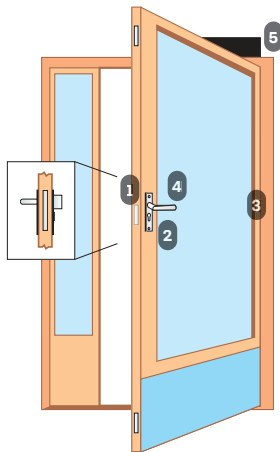
EN1303 (cylinder)

EN14846





Package 6ME Multipoint - High Security



Narrow stile door Read in, free egress (motor lock) – complies with EN179

1. MP420 motor lock
2. CY326 single cylinder – DIN Europrofile
3. DL8 door loop
4. 60-0719 handle and pullpad
5. DC240 door closer (optional)
6. 3192750/115PZ+BL (alternative)

High security narrow stile door applications with motor operated deadbolt, hook bolts and latch bolt, inside handle always operates. Key override at all times from outside.

Technical Specification:

Operating voltage: 12 V AC to 18 V AC, 12 V DC to 24 V DC (+15%–10%).

Current draw: 12 V DC 80 mA idle, norm 450 mA, max 1300 mA

24 V DC 40 mA idle, norm 220 mA, max 600 mA.

Backsets available: 30 mm, 35 mm, 40 mm, 45 mm.

Monitoring: RQE on inside handle, bolt position, door position, cylinder operation.

Standards:

EN179 when used with correct furniture

EN1634-1

EN61000-6-1

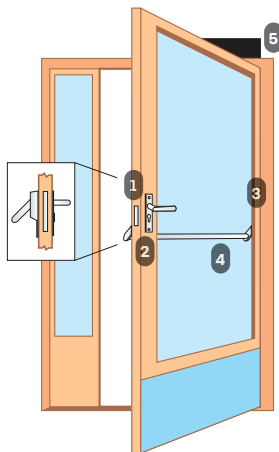
EN1303 (cylinder)

EN14846





Package 6P Escape - High Security



Narrow stile door Read in, free egress (motor lock) – complies with EN1125

1. EL420 lock case
2. CY326 single cylinder – DIN Europrofile
3. DL8 door loop
4. PBE011–EL420 ABLOY panic bar with cylinder escutcheon
5. DC240 door closer (optional)

High security narrow stile door applications with motor operated deadbolt and latch bolt, inside panic bar always operates. Key override at all times from outside.

Technical Specification:

Operating voltage: 12 V AC to 18 V AC, 12 V DC to 24 V DC (+15%–10%).

Current draw: 12 V DC 80 mA idle, norm 450 mA, max 1300 mA

24 V DC 40 mA idle, norm 220 mA, max 600 mA.

Backsets available: 30 mm, 35 mm, 40 mm, 45 mm.

Monitoring: RQE on panic bar, bolt position, door position, cylinder operation.

Standards:

EN1125 when used with correct furniture

EN1634-1

EN61000-6-1

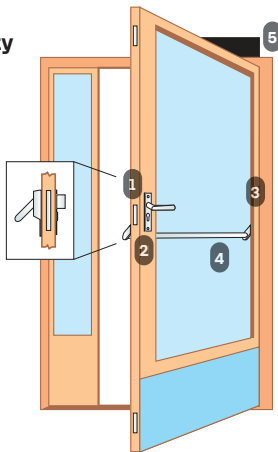
EN1303 (cylinder)

EN14846





Package 6MP Multipoint - Escape - High Security



Narrow stile door Read in, free egress (motor lock) – complies with EN1125

1. MP420 motor lock
2. CY326 single cylinder – DIN Europrofile
3. DL8 door loop
4. PBE011-EL420 ABLOY panic bar with cylinder escutcheon
5. DC240 door closer (optional)

High security narrow stile door applications with motor operated deadbolt, hook bolts and latch bolt, inside panic bar always operates. Key override at all times from outside.

Technical Specification:

Operating voltage: 12 V AC to 18 V AC, 12 V DC to 24 V DC (+15%–10%).

Current draw: 12 V DC 80 mA idle, norm 450 mA, max 1300 mA

24 V DC 40 mA idle, norm 220 mA, max 600 mA.

Backsets available: 30 mm, 35 mm, 40 mm, 45 mm.

Monitoring: RQE on panic bar, bolt position, door position, cylinder operation.

Standards:

EN1125 when used with correct furniture

EN1634-1

EN61000-6-1

EN1303 (cylinder)

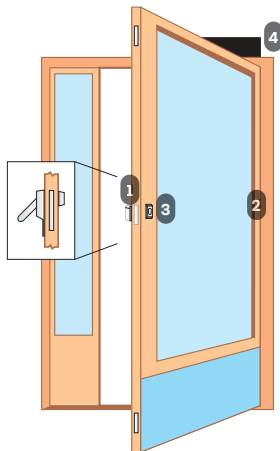
EN14846





Package 7E

Not suitable for Fire Rated doors



Narrow stile door

Read in, free egress – complies with EN179

1. EL402 F/UN solenoid lock, fail unlocked
2. DL8 door loop
3. CY080 Scandinavian cylinder/push pad
4. DC240 door closer (optional)

Narrow stile door applications with push pad operation and activated on signal from access control system. Key override at all times on outside, push pad always operational from inside.

For use on aluminium doors; compliant with BS EN179 for emergency escape but not suitable for fire rated doors as they have not been fire tested.

Technical Specification:

Operating voltage: 12 V DC or 24 V DC stabilised (+15%–10%).

Current draw: 12 V DC 480 mA max 24 V DC 240 mA max.

Backsets available: Adjustable from 25 mm, 28 mm, 30 mm, 35 mm or 35 mm.

Monitoring: Bolt position.

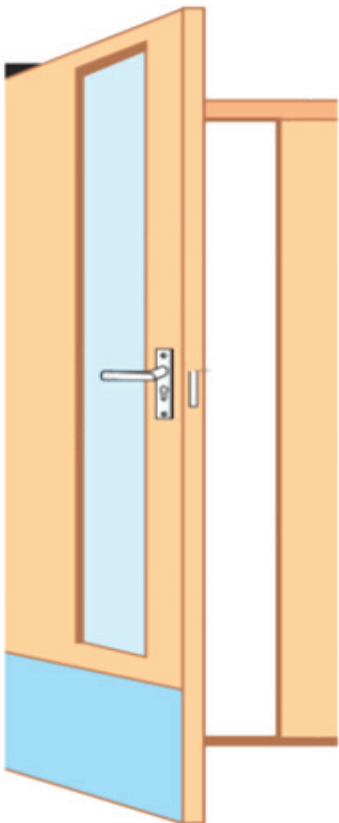
Standards:

EN179 when used with correct furniture

EN61000–6–1

EN1303 (cylinder)





Door type electrical

There are only six door ty

Door Type A: Non Fire Door, non e
Package 1/2/3/4/5/

Door Type B: Non Fire Door, Emer
Package 1E/3E/5E/6

Door Type C: Non Fire Door, Panic
Package 1P/3P/5P/6

Door Type D: Fire door, non Escap
[see digit 4 of the clas
Package 1/2/3/4/5/

Door Type E: Fire door, Emergenc
[See digit 4 of the clas
Package 1E/3E/5E/6

Door Type F: Fire door, Panic Escap
[See digit 4 of the clas
Package 1P/3P/5P/6

al specification

types and below references the packages for these.

Escape Door.

6/7/8/9/10/11/12

Emergency Escape Door. BS EN 179, CE marked. Mandatory under the CPR.

6E/7E/8E/9E/10E/11E/12E

Emergency Escape Door. BS EN 1125 CE marked. Mandatory under the CPR.

6P/9P/10P/11P/12P

Emergency Escape Door. Lock to BS EN 14846 CE marked, furniture to BS EN 1906 Fire Tested
[Classification code] Mandatory under the CPR

6/9/10/11/12

Emergency Escape Door. Lock and furniture to BS EN 179 CE marked, Fire Tested
[Classification code] Mandatory under the CPR

6E/9E/10E/11E/12E

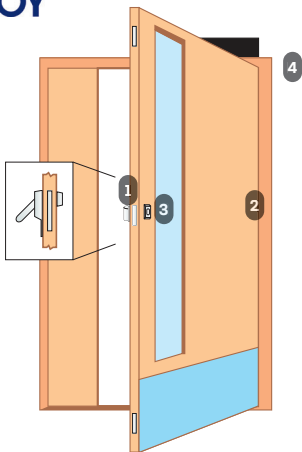
Emergency Escape Door. Lock and furniture to BS EN 1125 CE marked, Fire Tested.
[Classification code] Mandatory under the CPR

6P/9P/10P/11P/12P



Package 8E

Not suitable for Fire Rated doors



Standard door

Read in, free egress – complies with EN179

1. EL502 F/UN solenoid lock, fail unlocked
2. EA280 concealed door loop
3. CY077-PT-PC-DF Scandinavian cylinder/push pad
4. DC240 door closer (optional)

Wood or metal door applications with push pad operation and activated on signal from access control system. Key override at all times on outside, push pad always operational from inside.

For use on aluminium doors; compliant with BS EN179 for emergency escape but not suitable for fire rated doors as they have not been fire tested.

Technical Specification:

Operating voltage: 12 V_{DC} or 24 V_{DC} stabilised (+15%-10%).

Current draw: 12 V_{DC} 480 mA max 24 V_{DC} 240 mA max.

Backset available: 50 mm.

Monitoring: Bolt position.

Standards:

EN179 when used with correct furniture

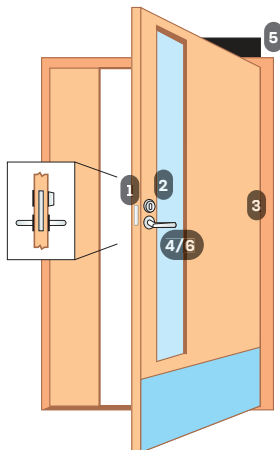
EN61000-6-1

EN1303 (cylinder)





Package 9E



Standard door

Read in, free egress – complies with EN179

1. EL580 solenoid lock
2. CY037 outside cylinder – Scandinavian
3. EA280 concealed door loop
4. 3-20/O32 handle set
5. DC240 door closer (optional)
6. 60-0619-PSS (alternative)

Wood or metal door applications with handle operation. Inside handle always operates and outside handle is controlled and activated on signal from access control system. Key override at all times.

Technical Specification:

Operating voltage: 12 V DC to 24 V DC stabilised (+15%–10%).

Current draw: 12 V DC 350 mA max 24 V DC 250 mA max.

Backset available: Standard 50 mm, 70 mm.

Monitoring: RQE on inside handle, bolt position.

Standards:

EN179 when used with correct furniture

EN1634-1

EN61000-6-1

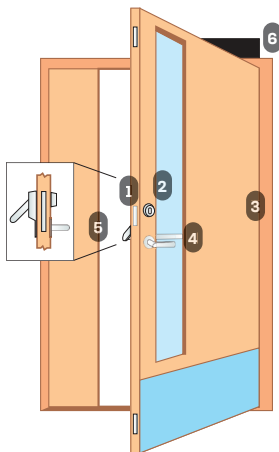

EN1303 (cylinder)

EN14846





Package 9P Escape (EN1125)



Standard door Read in, free egress – complies with EN1125

1. PE580 solenoid lock with LP712 strike
2. CY037 outside cylinder – Scandinavian
3. EA280 concealed door loop
4. PBE001 Abloy panic bar
5. 3-20/O321 outside handle
6. DC240 door closer (optional)

Wood or metal door applications with handle operation. Inside panic bar always operates and outside handle is controlled and activated on signal from access control system. Key override at all times.

Technical Specification:

Operating voltage: 12 V DC to 24 V DC stabilised (+15%-10%).

Current draw: 12 V DC 350 mA max 24 V DC 250 mA max.

Backset available: 50 mm.

Monitoring: RQE on panic bar, bolt position.

Standards:

EN1125 when used with correct furniture

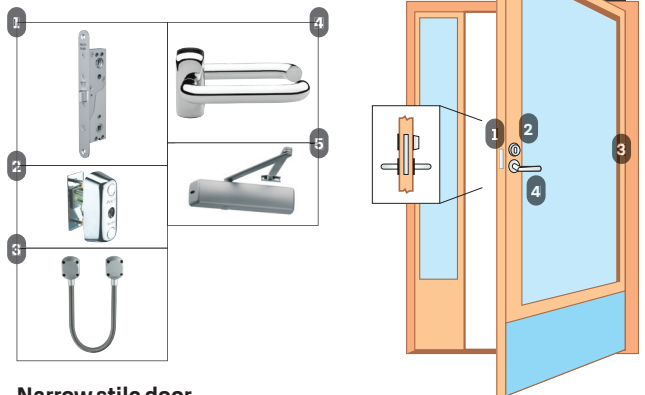
EN1634-1

EN61000-6-1

EN1303 (cylinder)

EN14846





Narrow stile door

Read in, free egress - complies with EN179

1. EL480 solenoid lock
2. CY063 outside cylinder - Scandinavian
3. DL8 door loop
4. 3-20/0650 handle set
5. DC240 door closer (optional)

Narrow stile door applications with handle operation. Inside handle always operates and outside handle is controlled and activated on signal from access control system. Key override at all times.

Technical Specification:

Operating voltage: 12 V_{DC} to 24 V_{DC} stabilised (+15%–10%).

Current draw: 12 V_{DC} 350 mA max 24 V_{DC} 250 mA max.

Backset available: Standard 29 mm, 35 mm.

Monitoring: RQE on inside handle, bolt position.

Standards:

EN179 when used with correct furniture

EN1634-1

EN61000-6-1

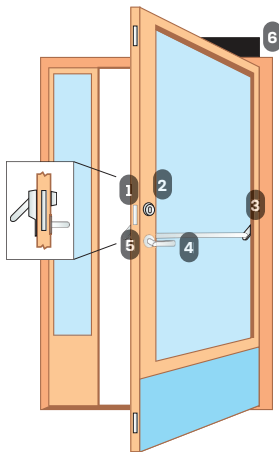
EN1303 (cylinder)

EN14846





Package 10P Escape (EN1125)



Narrow stile door

Read in, free egress – complies with EN1125

1. EL480 solenoid lock
2. CY063 outside cylinder – Scandinavian
3. DL8 door loop
4. PBEO01 Abloy panic bar
5. 3-20/0651 outside handle
6. DC240 door closer (optional)

Narrow stile door applications with handle operation. Inside handle always operates and outside handle is controlled and activated on signal from access control system. Key override at all times.

Technical Specification:

Operating voltage: 12 V DC to 24 V DC stabilised (+15%–10%).

Current draw: 12 V DC 350 mA max 24 V DC 250 mA max.

Backset available: Standard 29 mm, 35 mm.

Monitoring: RQE on panic bar, bolt position.

Standards:

EN1125 when used with correct furniture

EN1634-1

EN61000-6-1

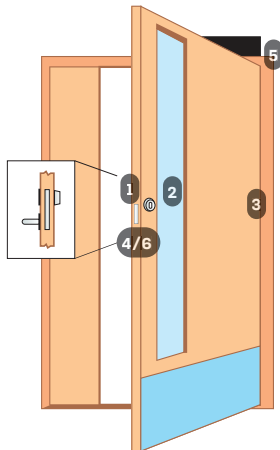
EN1303 (cylinder)

EN14846





Package 11E High Security



Standard door

Read in, free egress (motor lock) – complies with EN179

1. EL590 motor lock
2. CY037 outside cylinder – Scandinavian
3. EA280 concealed door loop
4. 3-20/030 inside handle
5. DC240 door closer (optional)
6. 60-0219-PSS (alternative)

High security wood or metal door applications with motor operated deadbolt and latch bolt, inside handle always operates. Key override at all times from outside. Optional electrical handle control: if used negates EN179.

Technical Specification:

Operating voltage: 12 V AC to 24 V DC stabilised (+15%-15%).

Current draw: 12 V DC 50 mA idle, norm 600 mA, max 1700 mA

24 V DC 23 mA idle, norm 250 mA, max 700 mA.

Backsets available: Standard 50 mm.

Monitoring: RQE on inside handle, bolt position, cyl.operation with additional part 950885.

Standards:

EN179 when used with correct furniture
and functions

EN1634-1

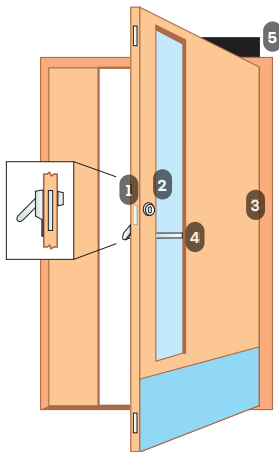
EN61000-6-1

EN1303 (cylinder)
EN14846





Package 11P Escape (EN1125)



Standard door Read in, free egress (motor lock) – complies with EN1125

1. PE590 motor lock
2. CY037 outside cylinder – Scandinavian
3. EA280 concealed door loop
4. PBEO02 Abloy panic bar
5. DC240 door closer (optional)

High security wood or metal door applications with motor operated deadbolt and latch bolt, inside panic bar always operates. Key override at all times from outside.

Technical Specification:

Operating voltage: 12 V AC to 24 V DC stabilised (+15%–15%).

Current draw: 12 V DC 50 mA idle, norm 600 mA, max 1700 mA

24 V DC 23 mA idle, norm 250 mA, max 700 mA.

Backsets available: Standard 50 mm.

Monitoring: RQE on panic bar, bolt position, cyl.operation with additional part 950885.

Standards:

EN1125 when used with correct furniture
and functions

EN1634-1

EN61000-6-1

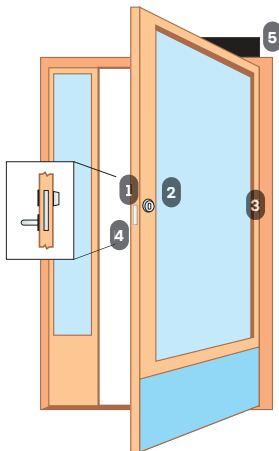
EN1303 (cylinder)

EN14846





Package 12E High Security



Narrow stile door

Read in, free egress (motor lock) – complies with EN179

1. EL490 motor lock
2. CY063 outside cylinder – Scandinavian
3. DL8 door loop
4. 3-20/0630 inside handle
5. DC240 door closer (optional)

High security narrow stile door applications with motor operated deadbolt and latch bolt, inside handle always operates. Key override at all times from outside. Optional electrical handle control: if used negates EN179.

Technical Specification:

Operating voltage: 12 V AC to 24 V DC stabilised (+15%–15%).

Current draw: 12 V DC 50 mA idle, norm 600 mA, max 1700 mA

24 V DC 23 mA idle, norm 250 mA, max 700 mA.

Backset available: Standard 29 mm, 35 mm.

Monitoring: RQE on inside handle, bolt position, cyl.operation.

Standards:

EN179 when used with correct furniture
and functions

EN1634-1

EN61000-6-1

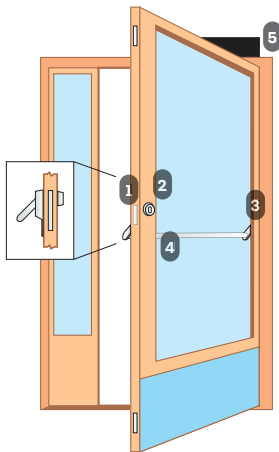
EN1303 (cylinder)

EN14846





Package 12P Escape (EN1125)



Narrow stile door

Read in, free egress (motor lock) – complies with EN1125

1. EL490 motor lock
2. CY063 outside cylinder – Scandinavian
3. DL8 door loop
4. PBE003 Abloy panic bar
5. DC240 door closer (optional)

High security narrow stile door applications with motor operated deadbolt and latch bolt, inside panic bar always operates. Key override at all times from outside.

Technical Specification:

Operating voltage: 12 V AC to 24 V DC stabilised (+15%–15%).

Current draw: 12 V DC 50 mA idle, norm 600 mA, max 1700 mA

24 V DC 23 mA idle, norm 250 mA, max 700 mA.

Backset available: Standard 29 mm, 35 mm.

Monitoring: RQE on panic bar, bolt position, cyl.operation.

Standards:

EN1125 when used with correct furniture
and functions

EN1303 (cylinder)

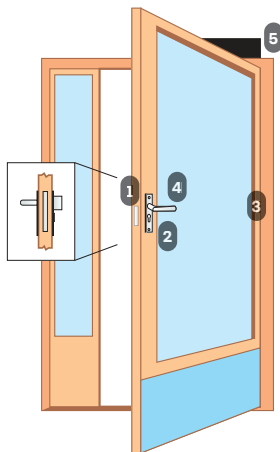
EN14846

EN1634-1

EN61000-6-1



Package 13E High Security – Not for Fire Doors



Narrow stile door Read in, free egress (motor lock) – complies with EN179

1. EL418 motor lock
2. CY326 single cylinder – DIN Europrofile
3. DL8 door loop
4. 3192750/115PZ+BL handle
5. DC240 door closer (optional)

High security narrow stile door applications with motor operated deadbolt and latch bolt, inside handle always operates. Key override at all times from outside.

Technical Specification:

Operating voltage: 12 V AC to 18 V AC, 12 V DC to 24 V DC (+15%–10%).

Current draw: 12 V DC 80 mA idle, norm 450 mA, max 1300 mA

24 V DC 40 mA idle, norm 220 mA, max 600 mA.

Backsets available: 30 mm, 35 mm, 40 mm, 45 mm.

Monitoring: Bolt position.

Standards:

EN179 when used with correct furniture

EN61000-6-1

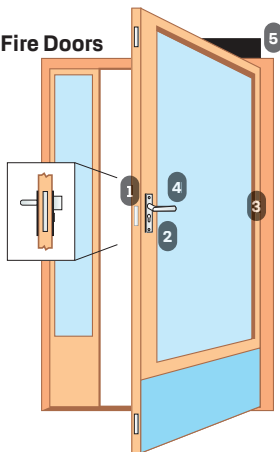
EN1303 (cylinder)

EN14846



Package 13ME

Multipoint-High Security-Not for Fire Doors



Narrow stile door

Read in, free egress (motor lock) – complies with EN179

1. MP418 motor lock
2. CY326 single cylinder – DIN Europrofile
3. DL8 door loop
4. 3192750/115PZ+BL handle
5. DC240 door closer (optional)

High security narrow stile door applications with motor operated deadbolt, hook bolts and latch bolt, inside handle always operates. Key override at all times from outside.

Technical Specification:

Operating voltage: 12 V AC to 18 V AC, 12 V DC to 24 V DC (+15%–10%).

Current draw: 12 V DC 80 mA idle, norm 450 mA, max 1300 mA

24 V DC 40 mA idle, norm 220 mA, max 600 mA.

Backsets available: 30 mm, 35 mm, 40 mm, 45 mm.

Monitoring: Bolt position.

Standards:

EN179 when used with correct furniture

EN61000-6-1

EN1303 (cylinder)

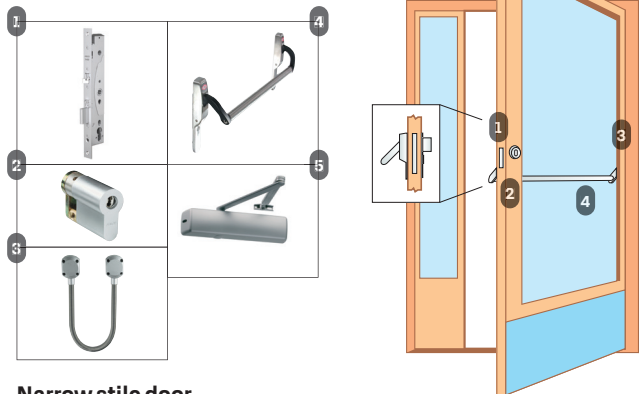
EN14846





Package 13P

Escape-High Security-Not for Fire Doors



Narrow stile door

Read in, free egress (motor lock) – complies with EN1125

1. EL418 lock case
2. CY326 single cylinder – DIN Europrofile
3. DL8 door loop
4. PBE011-EL420 Abloy Panic Bar with cylinder escutcheon
5. DC240 door closer (optional)

High security narrow stile door applications with motor operated deadbolt and latch bolt, inside panic bar always operates. Key override at all times from outside.

Technical Specification:

Operating voltage: 12 V AC to 18 V AC, 12 V DC to 24 V DC (+15%–10%).

Current draw: 12 V DC 80 mA idle, norm 450 mA, max 1300 mA

24 V DC 40 mA idle, norm 220 mA, max 600 mA.

Backsets available: 30 mm, 35 mm, 40 mm, 45 mm.

Monitoring: Bolt position.

Standards:

EN1125 when used with correct furniture

EN61000-6-1

EN1303 (cylinder)

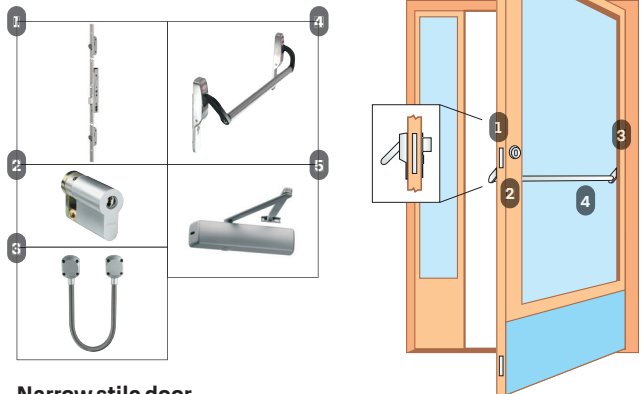
EN14846





Package 13MP

Multipoint-Escape-High Sec-Not Fire Doors



Narrow stile door

Read in, free egress (motor lock) – complies with EN1125

1. MP418 motor lock
2. CY326 single cylinder – DIN Europrofile
3. DL8 door loop
4. PBE011-EL420 Abloy panic bar with cylinder escutcheon
5. DC240 door closer (optional)

High security narrow stile door applications with motor operated deadbolt, hook bolts and latch bolt, inside panic bar always operates. Key override at all times from outside.

Technical Specification:

Operating voltage: 12 V AC to 18 V AC, 12 V DC to 24 V DC (+15%–10%).

Current draw: 12 V DC 80 mA idle, norm 450 mA, max 1300 mA

24 V DC 40 mA idle, norm 220 mA, max 600 mA.

Backsets available: 30 mm, 35 mm, 40 mm, 45 mm.

Monitoring: Bolt position.

Standards:

EN1125 when used with correct furniture

EN61000-6-1

EN1303 (cylinder)

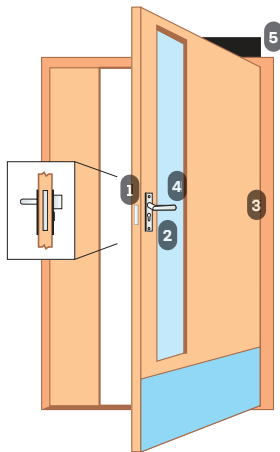
EN14846





Package 14E

High Security-Not for Fire Doors



Standard door

Read in, free egress (motor lock) – complies with EN179

1. EL518 motor lock
2. CY326 single cylinder – DIN Europrofile
3. EA280 concealed door loop
4. 319242/115PZ+BL handle
5. DC240 door closer (optional)

High security wood or metal door applications with motor operated deadbolt and latch bolt, inside handle always operates. Key override at all times from outside.

Technical Specification:

Operating voltage: 12 V AC to 18 V AC, 12 V DC to 24 V DC (+15%–10%).

Current draw: 12 V DC 80 mA idle, norm 450 mA 24 V DC 40 mA idle, norm 220 mA.

Backsets available: Standard 65 mm, 55 mm, 60 mm.

Monitoring: Bolt position.

Standards:

EN179 when used with correct furniture

EN61000-6-1

EN1303 (cylinder)

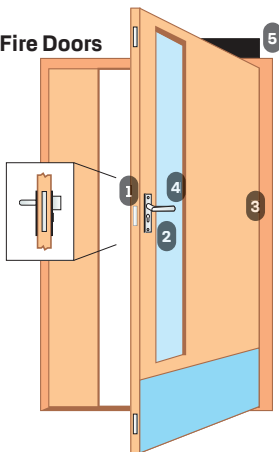
EN14846





Package 14ME

Multipoint-High Security-Not for Fire Doors



Standard door

Read in, free egress (motor lock) – complies with EN179

1. MP518 motor lock
2. CY326 single cylinder – DIN Europrofile
3. EA280 concealed door loop
4. 319242/115PZ+BL handle
5. DC240 door closer (optional)

High security wood or metal door applications with motor operated deadbolt, hook bolts and latch bolt, inside handle always operates. Key override at all times from outside.

Technical Specification:

Operating voltage: 12 V AC to 18 V AC, 12 V DC to 24 V DC (+15%–10%).

Current draw: 12 V DC 80 mA idle, norm 450 mA 24 V DC 40 mA idle, norm 220 mA.

Backsets available: Standard 65 mm, 55 mm, 60 mm.

Monitoring: Bolt position.

Standards:

EN179 when used with correct furniture

EN61000-6-1

EN1303 (cylinder)

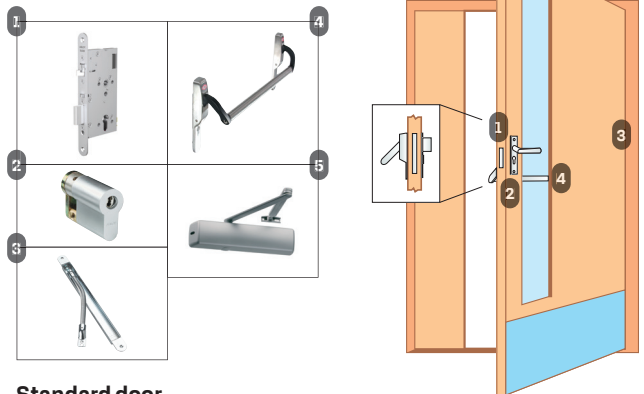
EN14846





Package 14P

Escape-High Security-Not for Fire Doors



Standard door

Read in, free egress (motor lock) – complies with EN1125

1. EL518 motor lock
2. CY326 single cylinder – DIN Europrofile
3. EA280 concealed door loop
4. PBE011-EL520 Abloy panic bar with cylinder escutcheon
5. DC240 door closer (optional)

High security wood or metal door applications with motor operated deadbolt and latch bolt, inside panic bar always operates. Key override at all times from outside.

Technical Specification:

Operating voltage: 12 V AC to 18 V AC, 12 V DC to 24 V DC (+15%–10%).

Current draw: 12 V DC 80 mA idle, norm 450 mA, max 1430 mA

24 V DC 40 mA idle, norm 220 mA, max 600 mA.

Backsets available: Standard 65 mm, 55 mm, 60 mm.

Monitoring: Bolt position.

Standards:

EN1125 when used with correct furniture

EN1303 (cylinder)

EN12209

EN14846

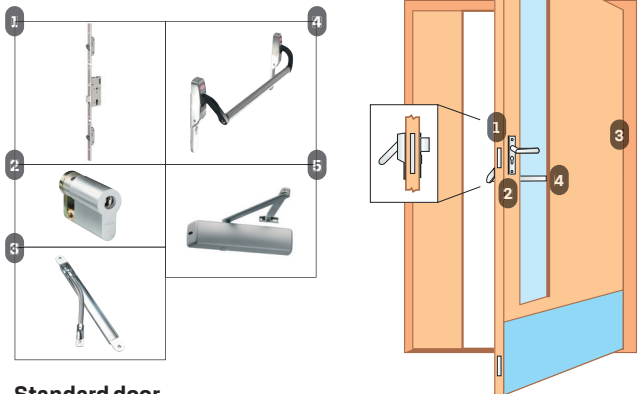
EN61000-6-1





Package 14MP

Multipoint-Escape-High Sec-Not Fire Doors



Standard door

Read in, free egress (motor lock) – complies with EN1125

1. MP518 motor lock
2. CY326 single cylinder – DIN Europrofile
3. EA280 concealed door loop
4. PBE011-EL520 Abloy panic bar with cylinder escutcheon
5. DC240 door closer (optional)

High security wood or metal door applications with motor operated deadbolt, hook bolts and latch bolt, inside panic bar always operates. Key override at all times from outside.

Technical Specification:

Operating voltage: 12 V AC to 18 V AC, 12 V DC to 24 V DC (+15%–10%).

Current draw: 12 V DC 80 mA idle, norm 450 mA, max 1430 mA

24 V DC 40 mA idle, norm 220 mA, max 600 mA.

Backsets available: Standard 65 mm, 55 mm, 60 mm.

Monitoring: Bolt position.

Standards:

EN1125 when used with correct furniture

EN1303 (cylinder)

EN12209

EN14846

EN61000-6-1



The Abloy Academy



ABLOY® ACADEMY

The high performance of Abloy products can only be realised by the abilities of the people who install them. We have developed the Abloy Academy to provide training of the highest standard, and the Academy brand is recognised as a mark of excellence and accreditation. This gives reassurance to clients of the competence and specialist product understanding of our installation specialists

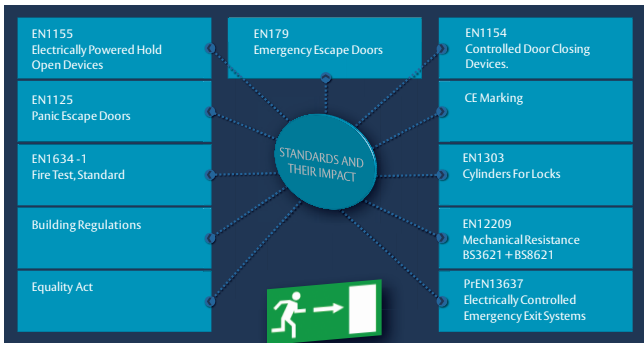
The Academy offers dedicated facilities covering presentations, education and hands-on practical training. All come with leading AV services. We also offer bespoke courses to suit specific requirements.

Building Regulations Approved Document 7 for materials and workmanship defines that 'Adequate & Proper' materials must be used. The use of CE Marked and 3rd party tested solutions on escape route doors fulfils this requirement by proving the adequacy of the product and that due diligence has been taken and minimises any risk of liability for both the installer and the building manager.



Glossary of terms

To better understand the terms and standards referred to in this document, we have created the glossary of terms below.



RQE Request to Exit.

DDA Disability Discrimination Act, now superseded by the Equality Act.

Equality Act Created for equal opportunities in the workplace and in wider society, covering access to buildings for people with disabilities.

BSEN179 Emergency Escape Doors. Applies to areas of a public building that are non-public areas with trained staff.

BSEN1125 Panic Escape Doors. Applies in public areas (assemblies).

EN1303 Cylinder resistance to physical attack, durability and key

security.

EN12209 Mechanical resistance for mechanically operated locks, latches and locking plates.

EN1634-1 Fire test classification 30 or 60 minutes.

EN14846 Covering both electric locks and electric striking plates, allowing the specification of electric locking to defined levels of security and durability.

Electromagnetic compatibility (EMC) Applies to electrical and electronic apparatus intended for use in residential, commercial and light-industrial environments.

For further information, attend our Academy Foundations course.

Visit <https://www.abloy.co.uk/en/abloy/abloy-co-uk/academy/foundations-course/>

Abloy locking mechanisms

for door environments

Abloy offer a range of cylinder systems from which you can select the best to suit your application.

Novel

Novel is a 2-way cylinder mechanism designed to provide cost effective security – but retain the world-renowned ABLOY® strength and quality.

- Patented cylinder and key structure in the UK and Ireland until 2027.
- Patented Anti Wear System (AWS), an arrangement in the cylinder and key which minimises the effect of wear to the cylinder operation.

PROTEC2

This 2-way mechanism incorporates highest security rotating disc design and is fully patented in the UK and Ireland until 2031.

- A virtually pickproof mechanism that's impossible to manipulate
- Exceptionally smooth key entry and operation.
- Patented Anti Wear System (AWS).

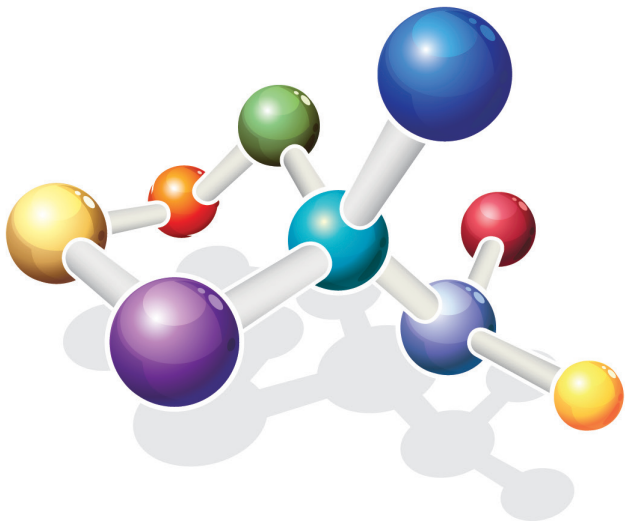
ABLOY PROTEC2 CLIQ

The very latest in user-friendly, web-based security management; designed for remote sites, enabling the commissioning, programming and full administration of security management centrally via web-based software.

- Add or remove keys at the press of a button – keys can be valid for specified times and dates.
- Audit trails from cylinder, padlock and key – no wires required.
- Dual security – secure mechanical system with encrypted electronics.

Functionality u





ABLOY is a security and locking innovation company with trust at the core of all activities.

By combining mechanical and digital expertise ABLOY develops industry leading security solutions to protect people, property business. ABLOY is part of the ASSA ABLOY Group

TouchStar ATC Limited
7 Commerce Way
Stretford
Manchester
M17 1HW
+44 (0) 845 3379 155
info@touchstar.co.uk
www.touchstar-atc.com

touchstar
access | time | CCTV 

An ASSA ABLOY Group brand **ASSA ABLOY**

ABLOY